

Welcome,

Your Name Here

1234 Hampshire Ln Cedar Hill , TX 75104

[Get Started!](#)

Prepared by: ERC | 888-604-0226 | info@energyrenovationcenter.com

Created Date: Aug 27, 2019



ENERGY RENOVATION
CENTER

Your System

Your system is designed to save you money by offsetting your power consumption from your utility company. See how your system will produce power below.

10.850 kW

System size

16,175 kWh

Year 1 system production

16,201 kWh

Annual usage

35 X MISSION SOLAR ENERGY MSE60A310

Panels

ENPHASE ENERGY

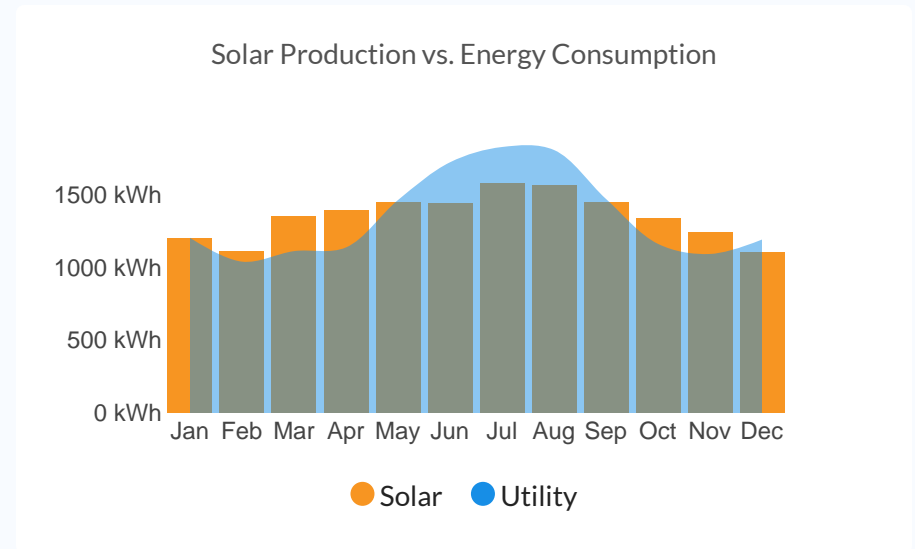
Inverters

100%

Offset



1048 Hampshire Ln Cedar Hill, TX 75104



*Savings and system production will vary based on final design, utility rates, and household energy usage. The actual savings vary based on a number of factors, including weather, shading from growing trees, damage to system components, your future electricity use, and the fluctuation of the price of electricity in your utility district.

The Cost of Doing Nothing

You signed up to buy utility power when you bought your house because there was no other option. Now you have the choice to generate affordable, clean energy right at your home!

\$185

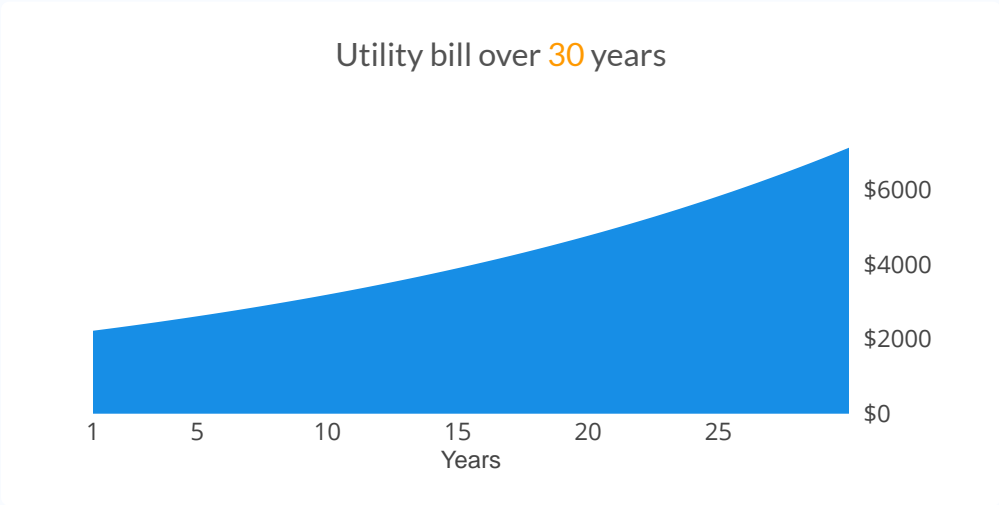
Your utility bill today

\$593

Your bill in 30 years*

\$126,499

Total utility cost over 30 years*



Your utility bill is likely to go up as much as **4.10%** every year as rates increase*. Don't get locked in to rising, unpredictable rates.

*Utility payments will vary based on local rates and rate changes. Local rates are subject to change.

Your Savings Options

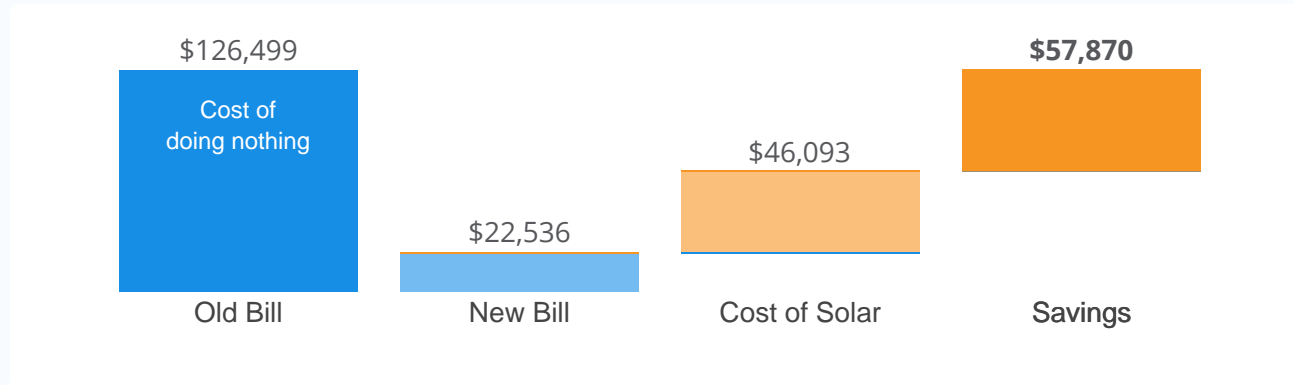
	Utility The cost of doing nothing	Option A Sunlight Loan
Solar Payment		
Monthly Solar Payment (Yr 1)*	\$0	\$154
Monthly Utility Payment (Yr 1)*	\$185	\$13
Initial Payment	\$0	\$0
Solar Product Terms		
Contract Term	n/a	25 years
Rate Escalator	4.10%	--
Lifetime Savings & Comparison		
Solar Rate (30-Year Avg)	\$0.260 / kWh	\$0.105 / kWh
Estimated 30-Year savings*	\$0	\$57,870

*Savings will vary based on weather, damage to system components, and your future electricity use, etc. The first monthly payment is due approximately 60 days after installation. The monthly payment for the first 18 months (includes the first 17 payments) (the "Initial Period") assumes that you will pay down the loan during the Initial Period by 26%. If you make such aggregate principal payments during the Initial Period, your payments after the Initial Period will remain the same as during the Initial Period. If during the Initial Period you pay a principal amount less than 26% of your loan, your monthly payment after the Initial Period will be increased to amortize the remaining principal balance (which would be greater than the originally assumed amount). Conversely, if during the Initial Period you pay a principal amount greater than 26%, your payments after the Initial Period will be reduced to reflect the lower principal balance than originally assumed for the balance of the term. Please review the details of your loan, including the payment amounts, provided in your loan agreement

Sunlight Loan

Over 30 years, you will have saved:

\$57,870



Payment*

Monthly Solar Payment	\$154
Monthly Energy Payment (Yr 1)	\$167 <small>(\$154 + \$13)</small>
Buydown Amount	\$8,961
Contract Term	25 years
APR	4.99%

Cost Breakdown*

Loan Amount	\$34,465
+ Upfront Payment	\$0
Retail Price	\$34,465
- Available Incentives	\$8,961
Net System Cost	\$25,504
Return on Investment	105.12%

*Savings will vary based on weather, damage to system components, and your future electricity use, etc. The first monthly payment is due approximately 60 days after installation. The monthly payment for the first 18 months (includes the first 17 payments) (the "Initial Period") assumes that you will pay down the loan during the Initial Period by 26%. If you make such aggregate principal payments during the Initial Period, your payments after the Initial Period will remain the same as during the Initial Period. If during the Initial Period you pay a principal amount less than 26% of your loan, your monthly payment after the Initial Period will be increased to amortize the remaining principal balance (which would be greater than the originally assumed amount). Conversely, if during the Initial Period you pay a principal amount greater than 26%, your payments after the Initial Period will be reduced to reflect the lower principal balance than originally assumed for the balance of the term. Please review the details of your loan, including the payment amounts, provided in your loan agreement

Environmental Impact

Over the next 30 years your system will have saved:



CO₂ from 326 tons
of coal



Driving a car
800,889 miles



385 acres of forest

Next Steps

- **Sign the Agreement**
Review and sign the agreement paperwork to get the process started.
- **Finalize System Design**
We will perform a site visit to ensure that all of the equipment can be installed and start the permitting process.
- **Install the System**
We will schedule an installation date once the utility grants us permission to install the system.
- **Inspection**
We will request for inspection from the city. Once that is complete the utility will install a net meter and give you permission to turn on your system.
- **System Operational**
Flip the switch to turn your system on and start generating clean renewable energy on your roof.